


HIZLI DELME SETLERİ



BİLYALI HIZLI SET

TOLERANSLAR

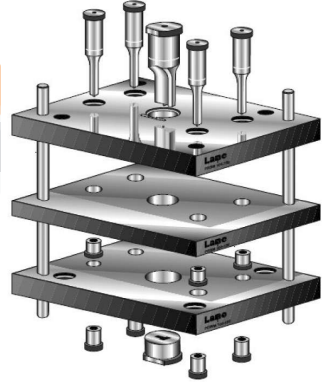
YUVARLAK	FORMLU
+0.01	+0.01
-0.00	-0.01

HIZLI SETLER, mükemmel yataklanmış plakalardan oluşan, zaman kazandıran bir sistemdir. Manuel montaj imkanı ile ihtiyacınıza tam uyan standart plakalar sağlar.

ŞAPKALI HIZLI SET

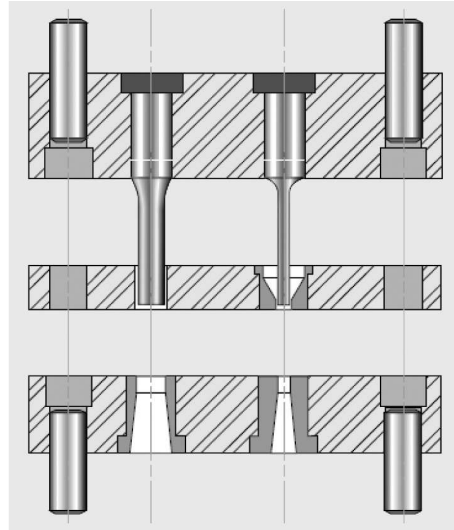
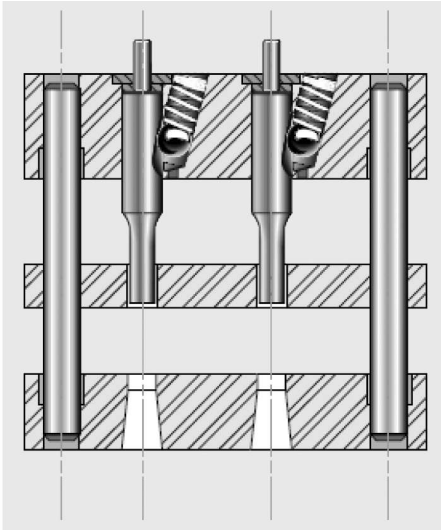
TOLERANSLAR

YUVARLAK	FORMLU
+0.005	+0.005
-0.000	-0.000

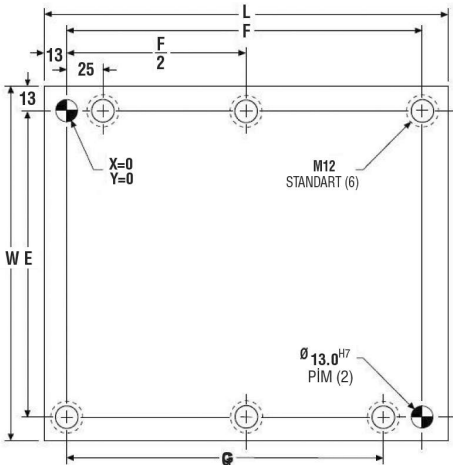
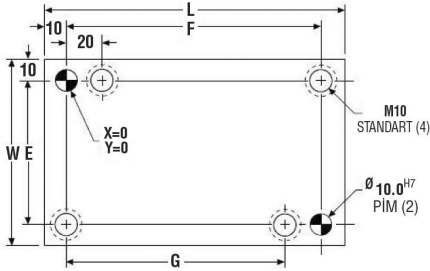
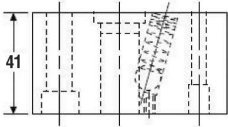
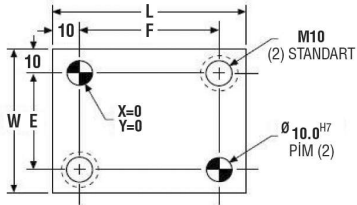


SİSTEMDE KULLANILANLAR

- Bilyalı tutucular
- Sıyırıcılar
- Yaylar
- Tel erozyon kesim plakalar, ya da tutuculu burçlar
- Manüel montaj imkanı
- 11 farklı boyut ve 5 farklı kalınlıkta plakalar
- CAD/CAM uygunluğu
- %100 değiştirilebilir ve yedeklenebilir elemanlar.



BRHM SERİSİ BİLYALI ÇOKLU ZIMBA TUTUCU PLAKA



BRHM

KATALOG NO	WxL	E	F
BRHM 50-60	50 x 60	30	40
BRHM 60-80	60 x 80	40	60

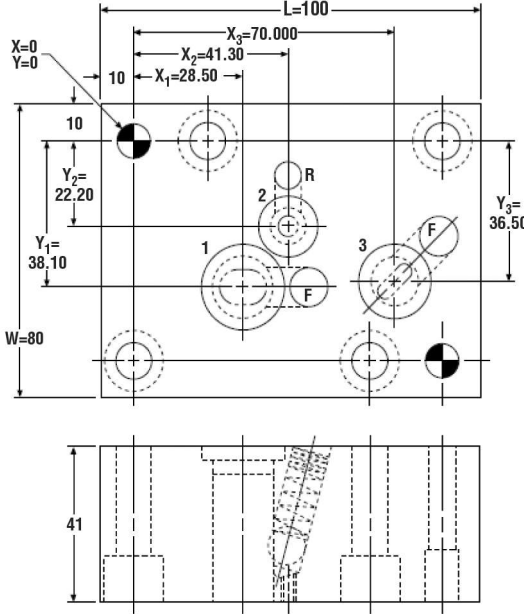
BRHM

KATALOG NO	WxL	E	F	G
BRHM 60-100	60x100	40	80	60
BRHM 80-100	80x100	60	80	60
BRHM 80-125	80x125	60	105	85
BRHM 100-125	100x125	80	105	85
BRHM 100-150	100x150	80	130	110

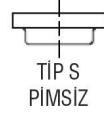
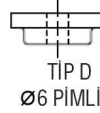
BRHM

KATALOG NO	WxL	E	F	G
BRHM 150-200	150X200	124	174	149
BRHM 200-250	200X250	174	224	199
BRHM 250-300	250X300	224	274	249

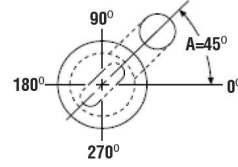
BRHM SERİSİ BİLYALI ÇOKLU ZIMBA TUTUCU PLAKA



ARKA DAYAMA TIPLERİ



BİLYA AÇISI



TOLERANSLAR

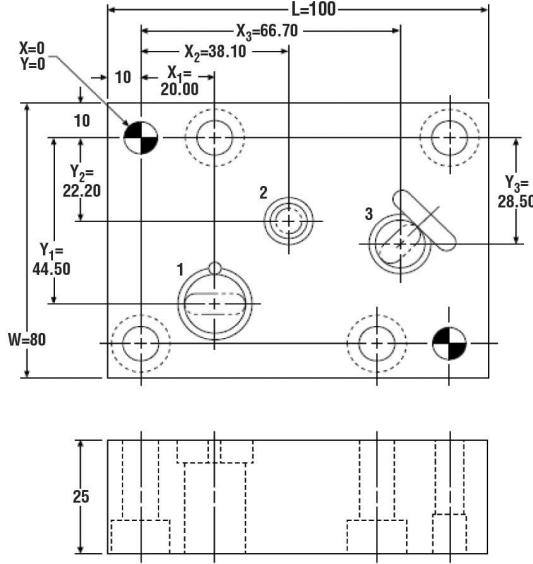
LOKASYON (Lineer)	Pimler Zimba Delikleri Vida Delikleri W & L	±0.01 ±0.01 ±0.2 ±0.5
BİLYA DELİĞİ (Radyal)	Tip R (Yuvarlak) DELİĞİ Tip F (Formlu)	±5° ±0°3'

BRHM

SİPARİŞ ÖRNEĞİ

ADET	KATALOG NO	WxL	DELİK NO	ZIMBA	LOKASYON		BİLYA DELİĞİ		DAYAMA TİPİ
					X	Y	A	TİP	
1	BRHM 80-100	80x100	1	BPLO 16	28.50	38.10	0°	F	S
			2	BPRL 10	41.30	22.20	90°	R	S
			3	BPLO 13	70.00	36.50	45°	F	S

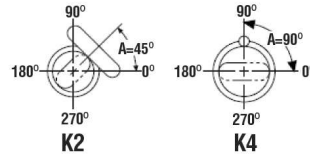
PRSM SERİSİ ŞAPKALI ÇOKLU ZIMBA TUTUCU PLAKA



TOLERANSLAR

LOKASYON (Lineer)	Pimler Zimba Delikleri Vida Delikleri W & L	±0.01 ±0.01 ±0.2 ±0.5
DELİK (Radyal)	Konumlama	±0°3'

KONUMLAMA AÇISI

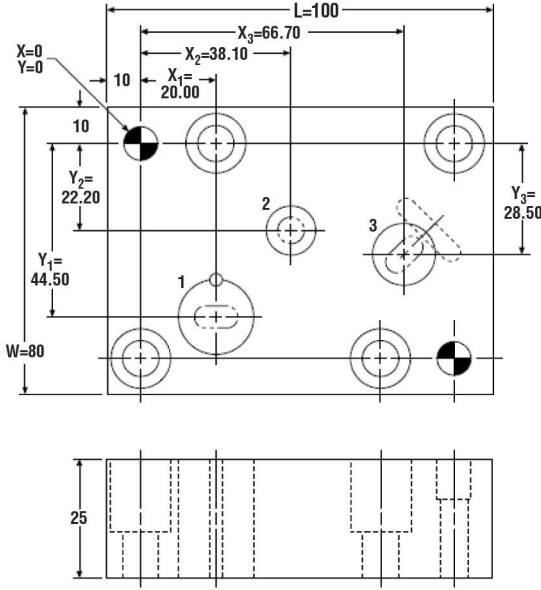


PRSM

SİPARİŞ ÖRNEĞİ

ADET	KATALOG NO	WxL	DELİK NO	ZIMBA/FORM	LOKASYON		BİLYA DELİĞİ		BASKI PLAKASI
					X	Y	TİP	A	
1	PRSM 80-100	80x100	1	PPSO 16 / SLOT	20,00	44,50	K4	90°	EVET
			2	PPSR 10 / YUV.	38,10	22,20	-	-	
			3	PPSO 13 / SLOT	66,70	28,50	K2	45°	

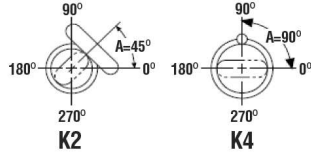
PRPM SERİSİ SIKI GEÇME ÇOKLU BURÇ TUTUCU



TOLERANSLAR

LOKASYON (Linear)	Pimler Zimba Delikleri Vida Delikleri W & L	±0.01 ±0.01 ±0.2 ±0.5
DELİK (Radyal)	Konumlama	±0°3'

KONUMLAMA AÇISI

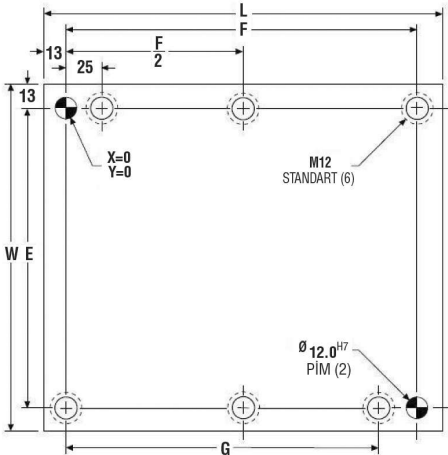
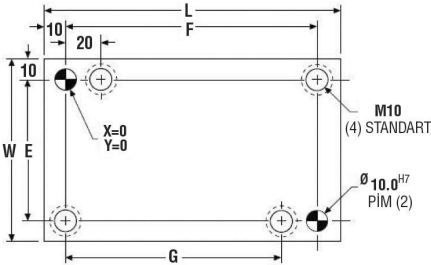
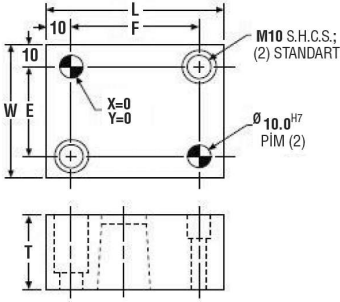


PRPM

SİPARİŞ ÖRNEĞİ

ADET	KATALOG NO	WxL	DELİK NO	ZIMBA/FORM	LOKASYON		BİLYA DELİĞİ		BASKI PLAKASI
					X	Y	TİP	A	
1	PRPM 80-100	80x100	1	PBPO 16 / SLOT	20,00	44,50	K4	90°	EVET
			2	PBPR 10 / YUV.	38,10	22,20	-	-	
			3	PBPO 13 / SLOT	66,70	28,50	K2	45°	

PDWM SERİSİ TEL EROZYON KESİM ÇOKLU BURÇ PLAKASI



PDWM

KATALOG NO	WxL	E	F
PDWM 50-60	50 x 60	30	40
PDWM 60-80	60 x 80	40	60

KALINLIKLAR (T)

25
28
30
32
35
40

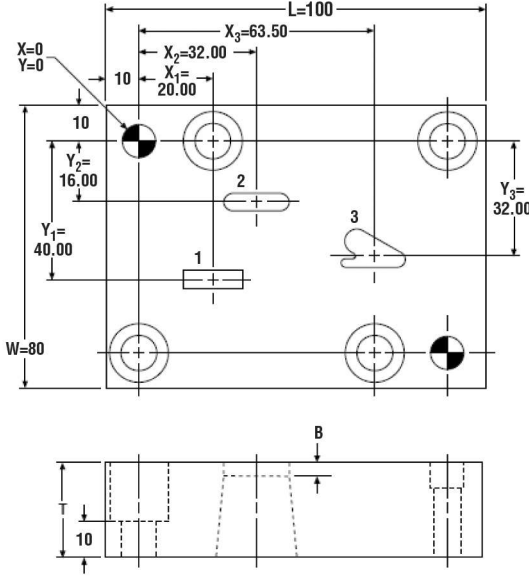
PDWM

KATALOG NO	WxL	E	F	G
PDWM 60-100	60x100	40	80	60
PDWM 80-100	80x100	60	80	60
PDWM 80-125	80x125	60	105	85
PDWM 100-125	100x125	80	105	85
PDWM 100-150	100x150	80	130	110

PDWM

KATALOG NO	WxL	E	F	G
PDWM 150-200	150X200	124	174	149
PDWM 200-250	200X250	174	224	199
PDWM 250-300	250X300	224	274	249

PDWM SERİSİ TEL EROZYON KESİM ÇOKLU BURÇ PLAKASI



TOLERANSLAR

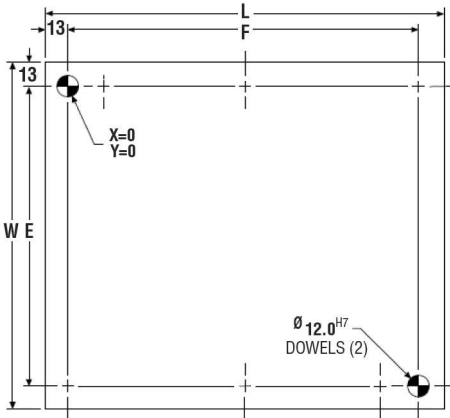
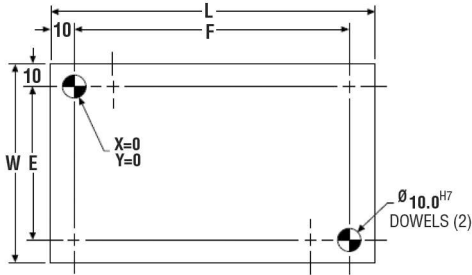
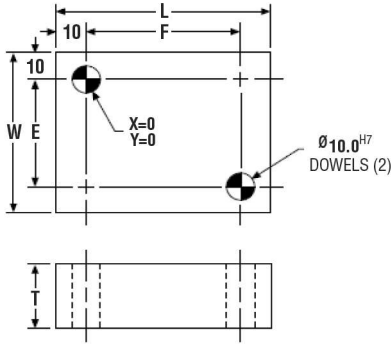
LOKASYON (Lineer)	Pimler Zimba Delikleri Vida Delikleri W & L	±0.01 ±0.01 ±0.2 ±0.5
BOYUT	P & W	+0.013 -0.000

PDWM

SİPARİŞ ÖRNEĞİ

ADET	KATALOG NO	WxL	T	DELİK NO	KESİLECEK ŞEKİL	BOYUTLAR		KONUM	
						X	Y	TİP	A
1	PDWM 80-100	80x100	28	1	DİKDÖRTGEN	16,10	5,10	20,00	44,50
				2	YUVARLAK	17,40	5,10	38,10	22,20
				3	ÖZEL	ÇİZİM	66,70	28,50	

PSWM SERİSİ TEL EROZYON KESİM ÇOKLU SIYIRICI PLAKASI



PSWM

KATALOG NO	WxL	E	F
PSWM 50-60	50 x 60	30	40
PSWM 60-80	60 x 80	40	60

KALINLIKLAR (T)

10
13
16
20

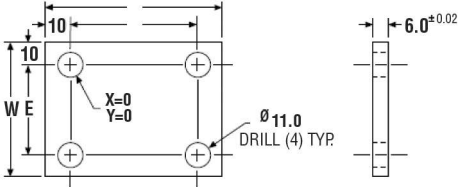
PSWM

KATALOG NO	WxL	E	F
PSWM 60-100	60x100	40	80
PSWM 80-100	80x100	60	80
PSWM 80-125	80x125	60	105
PSWM 100-125	100x125	80	105
PSWM 100-150	100x150	80	130

PSWM

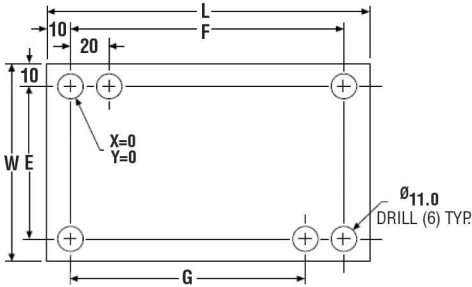
KATALOG NO	WxL	E	F
PSWM 150-200	150X200	124	174
PSWM 200-250	200X250	174	224
PSWM 250-300	250X300	224	274

PBP SERİSİ BASKI PLAKALARI



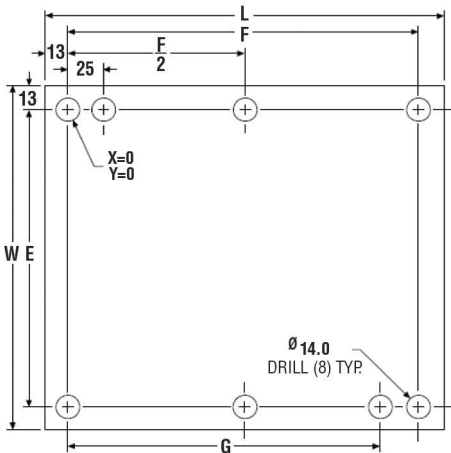
PBP

KATALOG NO	WxL	E	F
PBP 50-60	50 x 60	30	40
PBP 60-80	60 x 80	40	60



PBP

KATALOG NO	WxL	E	F	G
PBP 60-100	60x100	40	80	60
PBP 80-100	80x100	60	80	60
PBP 80-125	80x125	60	105	85
PBP 100-125	100x125	80	105	85
PBP 100-150	100x150	80	130	110

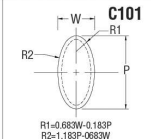
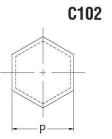
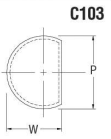
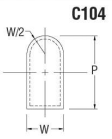
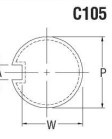
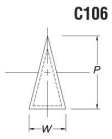
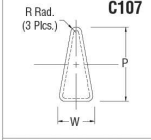
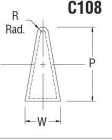
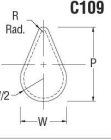
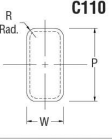
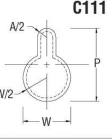
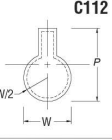
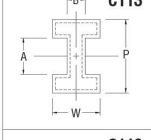
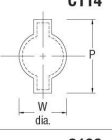
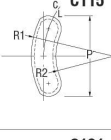
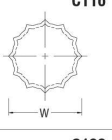
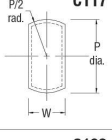
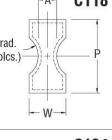
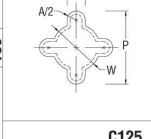
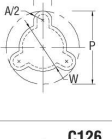
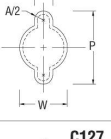
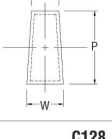
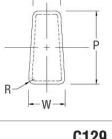
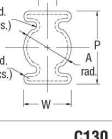
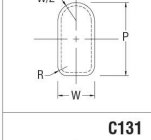
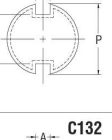
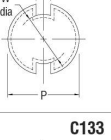
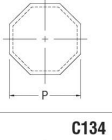
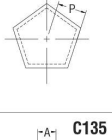
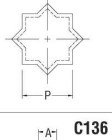
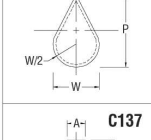
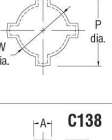
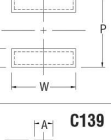
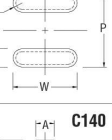

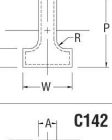
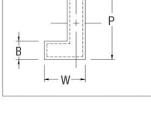
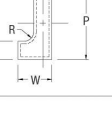
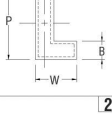
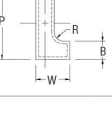
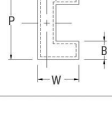
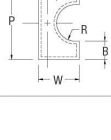


PBP

KATALOG NO	WxL	E	F	G
PBP 150-200	150X200	124	174	149
PBP 200-250	200X250	174	224	199
PBP 250-300	250X300	224	274	249

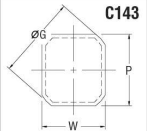
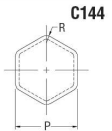
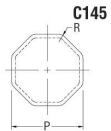
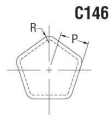
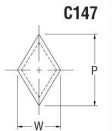
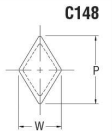
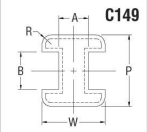
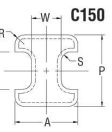
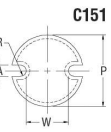
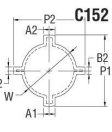

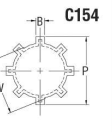
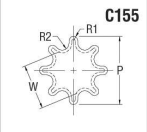
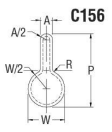
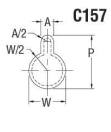

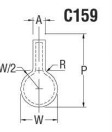
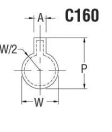
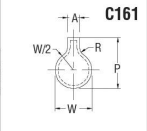
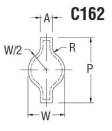
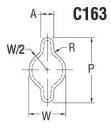
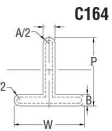
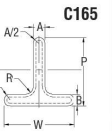
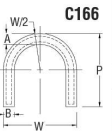
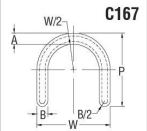
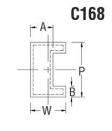
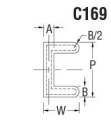
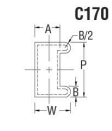
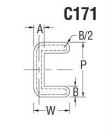
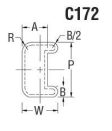
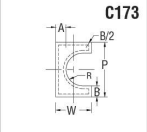

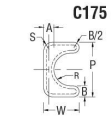
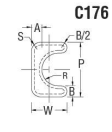
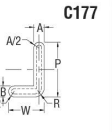
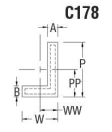
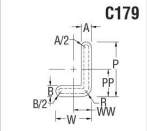
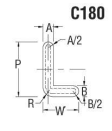
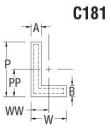
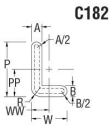
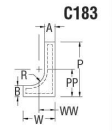
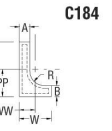
ÖZEL FORMLAR

İsteğe bağlı olarak, verilen data ve resimlere göre imalat yapılır.

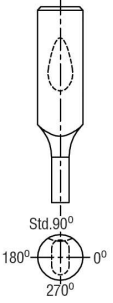
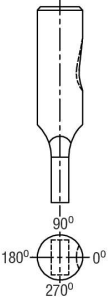
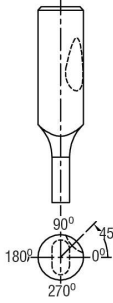
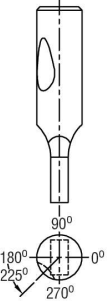
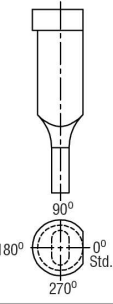
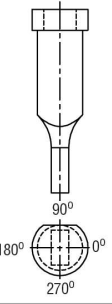
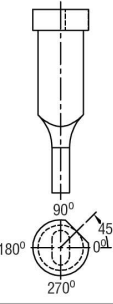
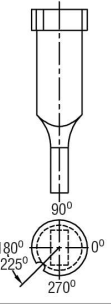
90°					
					
					
					
					
					
					
					
270°					

ÖZEL FORMLAR

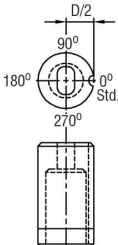
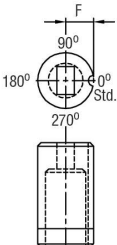
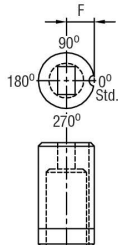
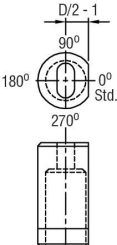
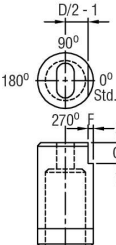
İsteğe bağlı olarak, verilen data ve resimlere göre imalat yapılır.

90°					
					
					
					
180°					
					
					
					
					
270°					

ZIMBA VE MATRİS KONUMLAMA STANDARTLARI

<p>BİLYALI ZİMBALAR BİLYA YUVASI KONUMLARI</p> <p>Aksi belirtilmedikçe standart konum geçerlidir.</p>	 <p>Std.90° 180° 0° 270°</p>	 <p>90° 180° 0° 270°</p>	 <p>90° 45° 180° 0° 270°</p>	 <p>90° 180° 22.5° 270°</p>
<p>SİPARİŞ ÖRNEĞİ</p>	<p>BPLO 13-13-63 M2 P10.0 W5.0 BS-90°</p>	<p>BPLS 13-13-63 M2 P10.0 W5.0 BS-0°</p>	<p>BPLO 13-13-63 M2 P10.0 W5.0 BS-45°</p>	<p>BPLS 13-13-63 M2 P10.0 W5.0 BS-22.5°</p>
<p>ŞAPKALI ZİMBALAR KAMA KONUMLARI</p> <p>K2 = Düz kama @ 0° K3 = Düz kama @ 0° & 180° K4 = Pim slot @ 0°</p> <p>Aksi belirtilmedikçe standart konum geçerlidir.</p>	 <p>90° 180° 0° Std. 270°</p>	 <p>90° 180° 0° 270°</p>	 <p>90° 45° 180° 0° 270°</p>	 <p>90° 180° 22.5° 270°</p>
<p>SİPARİŞ ÖRNEĞİ</p>	<p>GPSO 13-13-63 M2 P10.0 W5.0 K2-0°</p>	<p>GPSS 13-13-63 M2 P10.0 W5.0 K2-90°</p>	<p>GPSO 13-13-63 M2 P10.0 W5.0 K2-45°</p>	<p>GPSS 13-13-63 M2 P10.0 W5.0 K4-22.5°</p>

OTOMOTİV ENDÜSTRİ STANDARTLARI

<p>K0 Ø3,0 Pim Slot</p>  <p>90° 180° 0° Std. 270°</p>	<p>K4 Ø4,0 Pim Slot</p>  <p>90° 180° 0° Std. 270°</p> <table border="1" data-bbox="258 1396 376 1476"> <thead> <tr> <th>D (çap)</th> <th>F</th> </tr> </thead> <tbody> <tr> <td>10</td> <td>6.0</td> </tr> <tr> <td>13</td> <td>7.2</td> </tr> <tr> <td>16&üst</td> <td>D/2</td> </tr> </tbody> </table>	D (çap)	F	10	6.0	13	7.2	16&üst	D/2	<p>K61 Ø6,0 Pim Slot NAAMS Standardı</p>  <p>90° 180° 0° Std. 270°</p> <table border="1" data-bbox="529 1331 658 1476"> <thead> <tr> <th>D (çap)</th> <th>F</th> </tr> </thead> <tbody> <tr> <td>10</td> <td>7.0</td> </tr> <tr> <td>13</td> <td>8.2</td> </tr> <tr> <td>16</td> <td>9.0</td> </tr> <tr> <td>20</td> <td>11.0</td> </tr> <tr> <td>22</td> <td>12.0</td> </tr> <tr> <td>25</td> <td>13.5</td> </tr> <tr> <td>32&üst</td> <td>D/2</td> </tr> </tbody> </table>	D (çap)	F	10	7.0	13	8.2	16	9.0	20	11.0	22	12.0	25	13.5	32&üst	D/2	<p>K80 Düz kama</p>  <p>D/2-1 90° 180° 0° Std. 270°</p>	<p>K85 Faturalı Düz kama</p>  <p>D/2-1 90° 180° 0° Std. 270° F G</p> <table border="1" data-bbox="823 1396 940 1476"> <thead> <tr> <th>D (çap)</th> <th>F</th> <th>G</th> </tr> </thead> <tbody> <tr> <td>10 - 16</td> <td>6.0</td> <td>6.0</td> </tr> <tr> <td>20 & üst</td> <td>7.2</td> <td>7.2</td> </tr> </tbody> </table>	D (çap)	F	G	10 - 16	6.0	6.0	20 & üst	7.2	7.2
D (çap)	F																																				
10	6.0																																				
13	7.2																																				
16&üst	D/2																																				
D (çap)	F																																				
10	7.0																																				
13	8.2																																				
16	9.0																																				
20	11.0																																				
22	12.0																																				
25	13.5																																				
32&üst	D/2																																				
D (çap)	F	G																																			
10 - 16	6.0	6.0																																			
20 & üst	7.2	7.2																																			

ZIMBA VE MATRİS KONUMLAMA STANDARTLARI

Standard Key Locations BS (Ball Seat) - 90° Standard Location is furnished unless specified otherwise				
	SİPARİŞ ÖRNEĞİ	<i>BPLO 13-13-63 M2 P10.0 W5.0 BS-90°</i>	<i>BPLS 13-13-63 M2 P10.0 W5.0 BS-0°</i>	<i>BPLO 13-13-63 M2 P10.0 W5.0 BS-45°</i>

Standard Key Locations K2 = Düz kama @ 0° K3 = Düz kama @ 0° & 180° K4 = Pim slot @ 0° Standard Location is furnished unless specified otherwise				
	SİPARİŞ ÖRNEĞİ	<i>GPSS 13-13-63 M2 P10.0 W5.0 K2-0°</i>	<i>GPSS 13-13-63 M2 P10.0 W5.0 K2-90°</i>	<i>GPSS 13-13-63 M2 P10.0 W5.0 K2-45°</i>

OTOMOTİV ENDÜSTRİ STANDARTLARI

K0 Ø3,0 Pim Slot 	K41 Ø4,0 Pim Slot 	K61 Ø6,0 Pim Slot NAAMS Standard 	K80 Düz kama 	Standard Key Locations (Translation Here) K2 = Düz kama @ 0° K3 = Düz kama @ 0° & 180° K4 = Pim slot @ 0°																							
<table border="1"> <thead> <tr> <th>Dia. "D"</th> <th>"F"</th> </tr> </thead> <tbody> <tr> <td>10</td> <td>6.0</td> </tr> <tr> <td>13</td> <td>7.2</td> </tr> <tr> <td>16 & up</td> <td>D / 2</td> </tr> </tbody> </table>	Dia. "D"	"F"	10		6.0	13	7.2	16 & up	D / 2	<table border="1"> <thead> <tr> <th>Dia. "D"</th> <th>"F"</th> </tr> </thead> <tbody> <tr> <td>10</td> <td>7.0</td> </tr> <tr> <td>13</td> <td>8.2</td> </tr> <tr> <td>16</td> <td>9.0</td> </tr> <tr> <td>20</td> <td>11.0</td> </tr> <tr> <td>22</td> <td>12.0</td> </tr> <tr> <td>25</td> <td>13.5</td> </tr> <tr> <td>32 & up</td> <td>D / 2</td> </tr> </tbody> </table>	Dia. "D"	"F"	10	7.0	13	8.2	16	9.0	20	11.0	22	12.0	25	13.5	32 & up	D / 2	
Dia. "D"	"F"																										
10	6.0																										
13	7.2																										
16 & up	D / 2																										
Dia. "D"	"F"																										
10	7.0																										
13	8.2																										
16	9.0																										
20	11.0																										
22	12.0																										
25	13.5																										
32 & up	D / 2																										

ZIMBA VE MATRİS KONUMLAMA STANDARTLARI

<p>K2 Single Flat</p>	<p>BS Ball Seat Std.</p>	<p>K3 Double Flats</p>	<p>K4 3.0 Pin Slot</p>	<p>K81 / K82 / K83 K87 / K88 / K89 K84 / K85 / K86</p>																														
<p>K2 Shown on PGU-Uphead</p>	<p>K2 Shown on PGU-Press-Fit</p> <p>*See table below</p>	<p>K3 Shown on PGU-Downhead</p>	<p>K4 Shown on uphead PGU-Uphead</p>	<table border="1"> <thead> <tr> <th>Code</th> <th>" F "</th> <th>" G "</th> </tr> </thead> <tbody> <tr> <td>K81</td> <td>1,5</td> <td>13</td> </tr> <tr> <td>K82</td> <td>1,5</td> <td>16</td> </tr> <tr> <td>K83</td> <td>1,5</td> <td>20</td> </tr> <tr> <td>K84</td> <td>1,5</td> <td>Full Length</td> </tr> <tr> <td>K85</td> <td>2,5</td> <td>13</td> </tr> <tr> <td>K86</td> <td>2,5</td> <td>16</td> </tr> <tr> <td>K87</td> <td>2,5</td> <td>20</td> </tr> <tr> <td>K88</td> <td>2,5</td> <td>Full Length</td> </tr> <tr> <td>K89</td> <td></td> <td>Specify</td> </tr> </tbody> </table>	Code	" F "	" G "	K81	1,5	13	K82	1,5	16	K83	1,5	20	K84	1,5	Full Length	K85	2,5	13	K86	2,5	16	K87	2,5	20	K88	2,5	Full Length	K89		Specify
Code	" F "	" G "																																
K81	1,5	13																																
K82	1,5	16																																
K83	1,5	20																																
K84	1,5	Full Length																																
K85	2,5	13																																
K86	2,5	16																																
K87	2,5	20																																
K88	2,5	Full Length																																
K89		Specify																																
<p>K2</p>	<p>K2 or K8</p> <p>*See table below</p>	<p>K3</p>	<p>K4 Headed</p>	<p>K4 Headed</p>																														

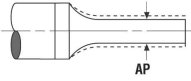
* For Headless Die Buttons & Guide Bushings Only

Dia. "D"	5.0	6.0	8.0	10.0	13.0	16.0	20.0	22.0	25.0	32.0	38.0	40.0	45.0	50.0	56.0	63.0	71.0	76.0	85.0	90.0	100.0
"F" Dim.	2.2	2.6	3.5	4.0	5.5	7.0	8.5	9.5	11.0	14.0	17.0	18.0	20.5	23.0	26.0	29.5	33.5	35.5	40.0	42.5	47.5

ZIMBA VE MATRİS KONUMLAMA STANDARTLARI

AP, AW

Altered Point "P"
Altered Width "W"



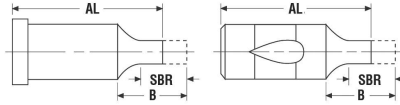
SİPARİŞ ÖRNEĞİ (6) GPSS 20-19-80 A2 P16.0 AW4.5

AL

Altered Length "L"

ALT

Altered Length Tolerance "LT"
Overall length tolerance is held to ± 0.02 mm

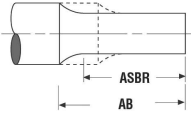


Note: AL shortens "B" (point length) & "SBR" (straight before radius).
Note: The recommended practice is to specify AB along with AL if a shortened "B" ("SBR") is not acceptable.

SİPARİŞ ÖRNEĞİ (6) BPHR 13-13-80 M2 P10.0 AL75.5 AB20

AB & ASBR

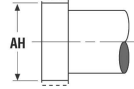
Altered Point Length "B"
Altered Straight Before Radius "SBR"
ASBR & ABR are not available for BIH_, BIL_, BNH_, BNL_



SİPARİŞ ÖRNEĞİ (3) GPSR 10-19-63 M2 P8.0 ASBR 22.0

AH

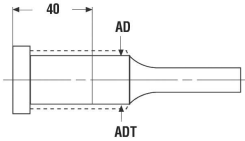
Altered Head Diameter "H"



SİPARİŞ ÖRNEĞİ (4) GPSR 16-13-80 M2 P15.5 AH17.5

AD

Altered Shank Diameter "D"
Min AD=D-1,5



ALD

Altered Lead Length "LD"
The "ALD" fixes "D" length at 40 and eliminates pressing the shank trough the holder.

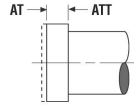
SİPARİŞ ÖRNEĞİ (4) GPSR16-13-100M2P15.5 AD15.80ADT_h5 ALD

AT

Altered Head Thickness "T"

ATT

Altered Head Thickness precision "TT"
Altered Head Thickness tolerance is held to ± 0.01 mm

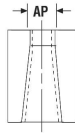


SİPARİŞ ÖRNEĞİ (3) GPSR 16-13-80 M2 P15.5 AT3.0 ATT

ZIMBA VE MATRİS KONUMLAMA STANDARTLARI

AP,AW

Altered Point "P"
Altered Width "W"



SİPARİŞ ÖRNEĞİ (6) GBNO 13-3-25 A2 P8.1 AW1.20

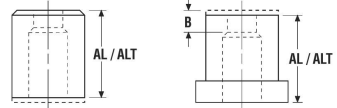
AL

Altered Length "L"

ALT

Altered Length Tolerance "LT"

Overall length tolerance is held to $\pm 0,01$ mm



Headless Press-Fit

Note: Stock is removed from the bottom of the button.

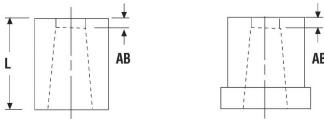
Shoulder

Note: AL shortens "B" (land length.)

SİPARİŞ ÖRNEĞİ (6) GBPO 13-6-25 A2 P6.5 W3.4 AL24.0

AB

Altered Land "B"



Note: Land length is shortened or lengthened internally per order. AB does not affect "L" in either headed or headless style.

Altering "B" for cylindrical relief is not available.

SİPARİŞ ÖRNEĞİ (3) PBSO 13-25 A2 P8.1 W3.4 AB1.9

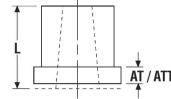
AT

Altered Head Thickness "T"

ATT

Altered Head Thickness Tolerance "TT"

Head thickness tolerance is held to $\pm 0,01$ mm

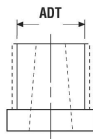


Note: AT shortens "L" (overall length).

SİPARİŞ ÖRNEĞİ (4) PBSO 13-25 A2 P8.1 W3.4 AT3.0

ADT

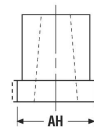
Altered Diameter Tolerance "DT"



SİPARİŞ ÖRNEĞİ (4) PBSO 13-25 A2 P8.1 W3.4 AD12.65 ADT_h5

AH

Altered Head Diameter "H"



SİPARİŞ ÖRNEĞİ (3) PBSO 13-25 A2 P8.1 W3.4 AH15.5